


# Preventing the Flu:

## Everyday steps to protect your health

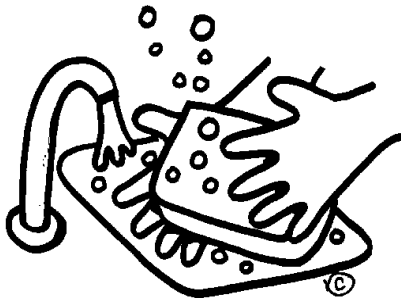
There are three main things that kids and adults can do to keep them from getting sick and stop the spread of germs:

### #1 : Cover your mouth and nose!



Cover your mouth and nose with a tissue or sleeve when coughing or sneezing.

### #2: wash those hands!



Use soap and water and scrub for at least 20 seconds.

### #3: Avoid touching your eyes, nose or mouth!



Germs are often spread when a person touches something that is contaminated with germs and then touches his or her eyes, nose, or mouth.

## **What is the Museum doing to help prevent the spread of flu?**

First, we're asking all visitors and staff to ***please stay home if they or their children are sick.*** If you have the flu, you should stay away from others as much as possible to keep from making them sick. The Centers for Disease Control and Prevention (CDC) recommends that you should wait at least 24 hours after a fever has passed before leaving the home. Secondly, we've stepped up our already rigorous cleaning schedule to include more frequent disinfection of commonly touched surfaces.

## **How often does the museum clean the exhibits?**

As stated above, many surfaces that are touched or played with constantly are cleaned on a daily basis. All of the other toy components are on a regular cleaning cycle, dependent on how often they are touched or placed in children's mouths. In addition, the "Yuck Bags" are hanging on the walls throughout the exhibits. We ask that if your child has placed a toy into his or her mouth, please drop the toy into the Yuck Bag - that way they're not in the exhibit waiting for another child to place it in their mouth, too! The contents of the Yuck Bags are cleaned on a daily basis.

## **Are hand sanitizers provided for your visitors?**

Because hand sanitizers are considered toxic and some children may be allergic to them, we do not provide hand sanitizer dispensers at the museum. The CDC recommends using hand sanitizer chemicals only when soap and water for hand washing are not available. Since there are hand washing sinks in all of the restrooms at the Museum, we think that the healthiest habit for everyone to get in to is hand washing!

## **Resources:**

Wisconsin Influenza Toolkit for Families:

<http://www.publichealthmdc.com/disease/swineflu/documents/WisconsinPandemicInfluenzaToolkitforFamiliesDHS.pdf>

Your local School District and Health Department can be a great resource for what's going on in your area.

Find your local Health Department website at:

<http://dhs.wisconsin.gov/LocalHealth/>

Find your local School District website at:

<http://dpi.wi.gov/schlsrch3.aspx>

Centers for Disease Control and Prevention:


<http://www.cdc.gov>

# Preventing the Flu:

## Everyday steps to protect your health

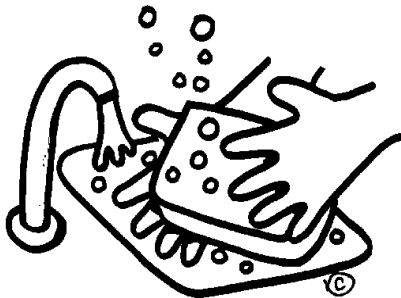
There are three main things that kids and adults can do to keep them from getting sick and stop the spread of germs:

### #1 : Cover your mouth and nose!



Cover your mouth and nose with a tissue or sleeve when coughing or sneezing.

### #2: wash those hands!



Use soap and water and scrub for at least 20 seconds.

### #3: Avoid touching your eyes, nose or mouth!



Germs are often spread when a person touches something that is contaminated with germs and then touches his or her eyes, nose, or mouth.

## **What is the Museum doing to help prevent the spread of flu?**

First, we're asking all visitors and staff to *please stay home if they or their children are sick*. If you have the flu, you should stay away from others as much as possible to keep from making them sick. The Centers for Disease Control and Prevention (CDC) recommends that you should wait at least 24 hours after a fever has passed before leaving the home. Secondly, we've stepped up our already rigorous cleaning schedule to include more frequent disinfection of commonly touched surfaces.

## **How often does the museum clean the exhibits?**

As stated above, many surfaces that are touched or played with constantly are cleaned on a daily basis. All of the other toy components are on a regular cleaning cycle, dependent on how often they are touched or placed in children's mouths. In addition, the "Yuck Bags" are hanging on the walls throughout the exhibits. We ask that if your child has placed a toy into his or her mouth, please drop the toy into the Yuck Bag - that way they're not in the exhibit waiting for another child to place it in their mouth, too! The contents of the Yuck Bags are cleaned on a daily basis.

## **Are hand sanitizers provided for your visitors?**

Because hand sanitizers are considered toxic and some children may be allergic to them, we do not provide hand sanitizer dispensers at the museum. The CDC recommends using hand sanitizer chemicals only when soap and water for hand washing are not available. Since there are hand washing sinks in all of the restrooms at the Museum, we think that the healthiest habit for everyone to get in to is hand washing!

## **Resources:**

Wisconsin Influenza Toolkit for Families:

<http://www.publichealthmdc.com/disease/swineflu/documents/WisconsinPandemicInfluenzaToolkitforFamiliesDHS.pdf>

Your local School District and Health Department can be a great resource for what's going on in your area.

Find your local Health Department website at:

<http://dhs.wisconsin.gov/LocalHealth/>

Find your local School District website at:

<http://dpi.wi.gov/schlsrch3.aspx>

Centers for Disease Control and Prevention:


<http://www.cdc.gov>

# Preventing the Flu:

## Everyday steps to protect your health

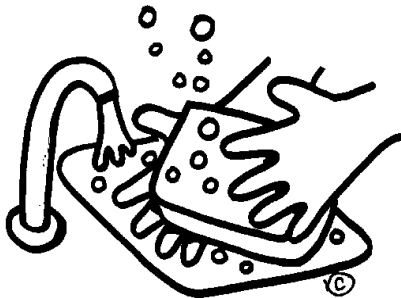
There are three main things that kids and adults can do to keep them from getting sick and stop the spread of germs:

### #1 : Cover your mouth and nose!



Cover your mouth and nose with a tissue or sleeve when coughing or sneezing.

### #2: wash those hands!



Use soap and water and scrub for at least 20 seconds.

### #3: Avoid touching your eyes, nose or mouth!



Germs are often spread when a person touches something that is contaminated with germs and then touches his or her eyes, nose, or mouth.

## **What is the Museum doing to help prevent the spread of flu?**

First, we're asking all visitors and staff to *please stay home if they or their children are sick*. If you have the flu, you should stay away from others as much as possible to keep from making them sick. The Centers for Disease Control and Prevention (CDC) recommends that you should wait at least 24 hours after a fever has passed before leaving the home. Secondly, we've stepped up our already rigorous cleaning schedule to include more frequent disinfection of commonly touched surfaces.

## **How often does the museum clean the exhibits?**

As stated above, many surfaces that are touched or played with constantly are cleaned on a daily basis. All of the other toy components are on a regular cleaning cycle, dependent on how often they are touched or placed in children's mouths. In addition, the "Yuck Bags" are hanging on the walls throughout the exhibits. We ask that if your child has placed a toy into his or her mouth, please drop the toy into the Yuck Bag - that way they're not in the exhibit waiting for another child to place it in their mouth, too! The contents of the Yuck Bags are cleaned on a daily basis.

## **Are hand sanitizers provided for your visitors?**

Because hand sanitizers are considered toxic and some children may be allergic to them, we do not provide hand sanitizer dispensers at the museum. The CDC recommends using hand sanitizer chemicals only when soap and water for hand washing are not available. Since there are hand washing sinks in all of the restrooms at the Museum, we think that the healthiest habit for everyone to get in to is hand washing!

## **Resources:**

Wisconsin Influenza Toolkit for Families:

<http://www.publichealthmdc.com/disease/swineflu/documents/WisconsinPandemicInfluenzaToolkitforFamiliesDHS.pdf>

Your local School District and Health Department can be a great resource for what's going on in your area.

Find your local Health Department website at:

<http://dhs.wisconsin.gov/LocalHealth/>

Find your local School District website at:

<http://dpi.wi.gov/schlsrch3.aspx>

Centers for Disease Control and Prevention:


<http://www.cdc.gov>

# Preventing the Flu:

## Everyday steps to protect your health

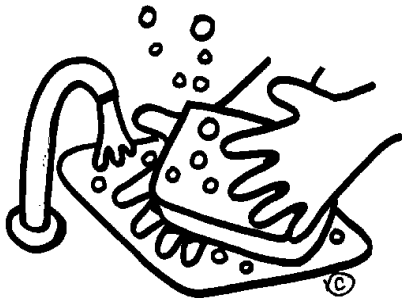
There are three main things that kids and adults can do to keep them from getting sick and stop the spread of germs:

### #1 : Cover your mouth and nose!



Cover your mouth and nose with a tissue or sleeve when coughing or sneezing.

### #2: wash those hands!



Use soap and water and scrub for at least 20 seconds.

### #3: Avoid touching your eyes, nose or mouth!



Germs are often spread when a person touches something that is contaminated with germs and then touches his or her eyes, nose, or mouth.

## **What is the Museum doing to help prevent the spread of flu?**

First, we're asking all visitors and staff to ***please stay home if they or their children are sick.*** If you have the flu, you should stay away from others as much as possible to keep from making them sick. The Centers for Disease Control and Prevention (CDC) recommends that you should wait at least 24 hours after a fever has passed before leaving the home. Secondly, we've stepped up our already rigorous cleaning schedule to include more frequent disinfection of commonly touched surfaces.

## **How often does the museum clean the exhibits?**

As stated above, many surfaces that are touched or played with constantly are cleaned on a daily basis. All of the other toy components are on a regular cleaning cycle, dependent on how often they are touched or placed in children's mouths. In addition, the "Yuck Bags" are hanging on the walls throughout the exhibits. We ask that if your child has placed a toy into his or her mouth, please drop the toy into the Yuck Bag - that way they're not in the exhibit waiting for another child to place it in their mouth, too! The contents of the Yuck Bags are cleaned on a daily basis.

## **Are hand sanitizers provided for your visitors?**

Because hand sanitizers are considered toxic and some children may be allergic to them, we do not provide hand sanitizer dispensers at the museum. The CDC recommends using hand sanitizer chemicals only when soap and water for hand washing are not available. Since there are hand washing sinks in all of the restrooms at the Museum, we think that the healthiest habit for everyone to get in to is hand washing!

## **Resources:**

Wisconsin Influenza Toolkit for Families:

<http://www.publichealthmdc.com/disease/swineflu/documents/WisconsinPandemicInfluenzaToolkitforFamiliesDHS.pdf>

Your local School District and Health Department can be a great resource for what's going on in your area.

Find your local Health Department website at:

<http://dhs.wisconsin.gov/LocalHealth/>

Find your local School District website at:

<http://dpi.wi.gov/schlsrch3.aspx>

Centers for Disease Control and Prevention:


<http://www.cdc.gov>

# Preventing the Flu:

## Everyday steps to protect your health

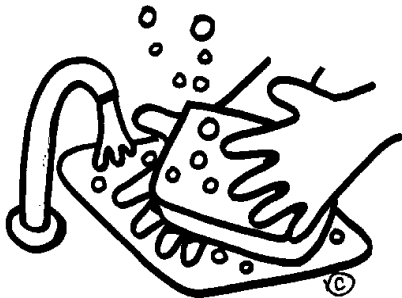
There are three main things that kids and adults can do to keep them from getting sick and stop the spread of germs:

### #1 : Cover your mouth and nose!



Cover your mouth and nose with a tissue or sleeve when coughing or sneezing.

### #2: wash those hands!



Use soap and water and scrub for at least 20 seconds.

### #3: Avoid touching your eyes, nose or mouth!



Germs are often spread when a person touches something that is contaminated with germs and then touches his or her eyes, nose, or mouth.

## **What is the Museum doing to help prevent the spread of flu?**

First, we're asking all visitors and staff to *please stay home if they or their children are sick*. If you have the flu, you should stay away from others as much as possible to keep from making them sick. The Centers for Disease Control and Prevention (CDC) recommends that you should wait at least 24 hours after a fever has passed before leaving the home. Secondly, we've stepped up our already rigorous cleaning schedule to include more frequent disinfection of commonly touched surfaces.

## **How often does the museum clean the exhibits?**

As stated above, many surfaces that are touched or played with constantly are cleaned on a daily basis. All of the other toy components are on a regular cleaning cycle, dependent on how often they are touched or placed in children's mouths. In addition, the "Yuck Bags" are hanging on the walls throughout the exhibits. We ask that if your child has placed a toy into his or her mouth, please drop the toy into the Yuck Bag - that way they're not in the exhibit waiting for another child to place it in their mouth, too! The contents of the Yuck Bags are cleaned on a daily basis.

## **Are hand sanitizers provided for your visitors?**

Because hand sanitizers are considered toxic and some children may be allergic to them, we do not provide hand sanitizer dispensers at the museum. The CDC recommends using hand sanitizer chemicals only when soap and water for hand washing are not available. Since there are hand washing sinks in all of the restrooms at the Museum, we think that the healthiest habit for everyone to get in to is hand washing!

## **Resources:**

Wisconsin Influenza Toolkit for Families:

<http://www.publichealthmdc.com/disease/swineflu/documents/WisconsinPandemicInfluenzaToolkitforFamiliesDHS.pdf>

Your local School District and Health Department can be a great resource for what's going on in your area.

Find your local Health Department website at:

<http://dhs.wisconsin.gov/LocalHealth/>

Find your local School District website at:

<http://dpi.wi.gov/schlsrch3.aspx>

Centers for Disease Control and Prevention:


<http://www.cdc.gov>

# Preventing the Flu:

## Everyday steps to protect your health

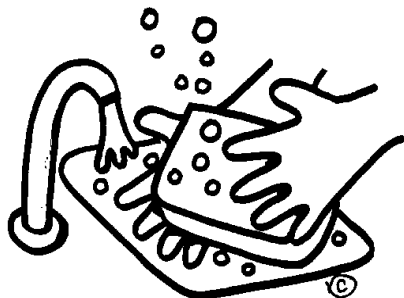
There are three main things that kids and adults can do to keep them from getting sick and stop the spread of germs:

### #1 : Cover your mouth and nose!



Cover your mouth and nose with a tissue or sleeve when coughing or sneezing.

### #2: wash those hands!



Use soap and water and scrub for at least 20 seconds.

### #3: Avoid touching your eyes, nose or mouth!



Germs are often spread when a person touches something that is contaminated with germs and then touches his or her eyes, nose, or mouth.

## **What is the Museum doing to help prevent the spread of flu?**

First, we're asking all visitors and staff to ***please stay home if they or their children are sick.*** If you have the flu, you should stay away from others as much as possible to keep from making them sick. The Centers for Disease Control and Prevention (CDC) recommends that you should wait at least 24 hours after a fever has passed before leaving the home. Secondly, we've stepped up our already rigorous cleaning schedule to include more frequent disinfection of commonly touched surfaces.

## **How often does the museum clean the exhibits?**

As stated above, many surfaces that are touched or played with constantly are cleaned on a daily basis. All of the other toy components are on a regular cleaning cycle, dependent on how often they are touched or placed in children's mouths. In addition, the "Yuck Bags" are hanging on the walls throughout the exhibits. We ask that if your child has placed a toy into his or her mouth, please drop the toy into the Yuck Bag - that way they're not in the exhibit waiting for another child to place it in their mouth, too! The contents of the Yuck Bags are cleaned on a daily basis.

## **Are hand sanitizers provided for your visitors?**

Because hand sanitizers are considered toxic and some children may be allergic to them, we do not provide hand sanitizer dispensers at the museum. The CDC recommends using hand sanitizer chemicals only when soap and water for hand washing are not available. Since there are hand washing sinks in all of the restrooms at the Museum, we think that the healthiest habit for everyone to get in to is hand washing!

## **Resources:**

Wisconsin Influenza Toolkit for Families:

<http://www.publichealthmdc.com/disease/swineflu/documents/WisconsinPandemicInfluenzaToolkitforFamiliesDHS.pdf>

Your local School District and Health Department can be a great resource for what's going on in your area.

Find your local Health Department website at:

<http://dhs.wisconsin.gov/LocalHealth/>

Find your local School District website at:

<http://dpi.wi.gov/schlsrch3.aspx>

Centers for Disease Control and Prevention:


<http://www.cdc.gov>

# Preventing the Flu:

## Everyday steps to protect your health

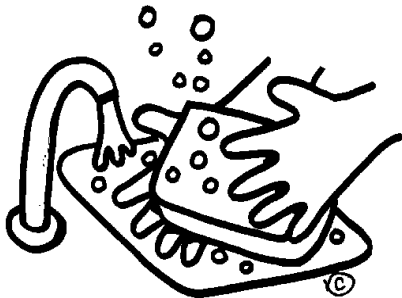
There are three main things that kids and adults can do to keep them from getting sick and stop the spread of germs:

### #1 : Cover your mouth and nose!



Cover your mouth and nose with a tissue or sleeve when coughing or sneezing.

### #2: wash those hands!



Use soap and water and scrub for at least 20 seconds.

### #3: Avoid touching your eyes, nose or mouth!



Germs are often spread when a person touches something that is contaminated with germs and then touches his or her eyes, nose, or mouth.

## **What is the Museum doing to help prevent the spread of flu?**

First, we're asking all visitors and staff to *please stay home if they or their children are sick*. If you have the flu, you should stay away from others as much as possible to keep from making them sick. The Centers for Disease Control and Prevention (CDC) recommends that you should wait at least 24 hours after a fever has passed before leaving the home. Secondly, we've stepped up our already rigorous cleaning schedule to include more frequent disinfection of commonly touched surfaces.

## **How often does the museum clean the exhibits?**

As stated above, many surfaces that are touched or played with constantly are cleaned on a daily basis. All of the other toy components are on a regular cleaning cycle, dependent on how often they are touched or placed in children's mouths. In addition, the "Yuck Bags" are hanging on the walls throughout the exhibits. We ask that if your child has placed a toy into his or her mouth, please drop the toy into the Yuck Bag - that way they're not in the exhibit waiting for another child to place it in their mouth, too! The contents of the Yuck Bags are cleaned on a daily basis.

## **Are hand sanitizers provided for your visitors?**

Because hand sanitizers are considered toxic and some children may be allergic to them, we do not provide hand sanitizer dispensers at the museum. The CDC recommends using hand sanitizer chemicals only when soap and water for hand washing are not available. Since there are hand washing sinks in all of the restrooms at the Museum, we think that the healthiest habit for everyone to get in to is hand washing!

## **Resources:**

Wisconsin Influenza Toolkit for Families:

<http://www.publichealthmdc.com/disease/swineflu/documents/WisconsinPandemicInfluenzaToolkitforFamiliesDHS.pdf>

Your local School District and Health Department can be a great resource for what's going on in your area.

Find your local Health Department website at:

<http://dhs.wisconsin.gov/LocalHealth/>

Find your local School District website at:

<http://dpi.wi.gov/schlsrch3.aspx>

Centers for Disease Control and Prevention:


<http://www.cdc.gov>

# Preventing the Flu:

## Everyday steps to protect your health

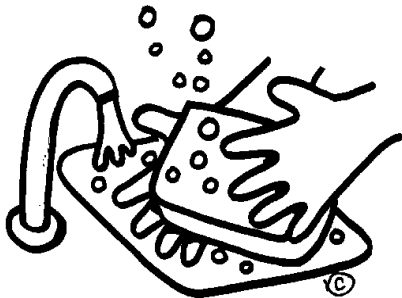
There are three main things that kids and adults can do to keep them from getting sick and stop the spread of germs:

### #1 : Cover your mouth and nose!



Cover your mouth and nose with a tissue or sleeve when coughing or sneezing.

### #2: wash those hands!



Use soap and water and scrub for at least 20 seconds.

### #3: Avoid touching your eyes, nose or mouth!



Germs are often spread when a person touches something that is contaminated with germs and then touches his or her eyes, nose, or mouth.

## **What is the Museum doing to help prevent the spread of flu?**

First, we're asking all visitors and staff to *please stay home if they or their children are sick*. If you have the flu, you should stay away from others as much as possible to keep from making them sick. The Centers for Disease Control and Prevention (CDC) recommends that you should wait at least 24 hours after a fever has passed before leaving the home. Secondly, we've stepped up our already rigorous cleaning schedule to include more frequent disinfection of commonly touched surfaces.

## **How often does the museum clean the exhibits?**

As stated above, many surfaces that are touched or played with constantly are cleaned on a daily basis. All of the other toy components are on a regular cleaning cycle, dependent on how often they are touched or placed in children's mouths. In addition, the "Yuck Bags" are hanging on the walls throughout the exhibits. We ask that if your child has placed a toy into his or her mouth, please drop the toy into the Yuck Bag - that way they're not in the exhibit waiting for another child to place it in their mouth, too! The contents of the Yuck Bags are cleaned on a daily basis.

## **Are hand sanitizers provided for your visitors?**

Because hand sanitizers are considered toxic and some children may be allergic to them, we do not provide hand sanitizer dispensers at the museum. The CDC recommends using hand sanitizer chemicals only when soap and water for hand washing are not available. Since there are hand washing sinks in all of the restrooms at the Museum, we think that the healthiest habit for everyone to get in to is hand washing!

## **Resources:**

Wisconsin Influenza Toolkit for Families:

<http://www.publichealthmdc.com/disease/swineflu/documents/WisconsinPandemicInfluenzaToolkitforFamiliesDHS.pdf>

Your local School District and Health Department can be a great resource for what's going on in your area.

Find your local Health Department website at:

<http://dhs.wisconsin.gov/LocalHealth/>

Find your local School District website at:

<http://dpi.wi.gov/schlsrch3.aspx>

Centers for Disease Control and Prevention:


<http://www.cdc.gov>

# Preventing the Flu:

## Everyday steps to protect your health

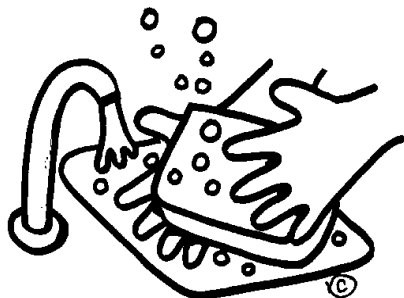
There are three main things that kids and adults can do to keep them from getting sick and stop the spread of germs:

### #1 : Cover your mouth and nose!



Cover your mouth and nose with a tissue or sleeve when coughing or sneezing.

### #2: wash those hands!



Use soap and water and scrub for at least 20 seconds.

### #3: Avoid touching your eyes, nose or mouth!



Germs are often spread when a person touches something that is contaminated with germs and then touches his or her eyes, nose, or mouth.

## **What is the Museum doing to help prevent the spread of flu?**

First, we're asking all visitors and staff to *please stay home if they or their children are sick*. If you have the flu, you should stay away from others as much as possible to keep from making them sick. The Centers for Disease Control and Prevention (CDC) recommends that you should wait at least 24 hours after a fever has passed before leaving the home. Secondly, we've stepped up our already rigorous cleaning schedule to include more frequent disinfection of commonly touched surfaces.

## **How often does the museum clean the exhibits?**

As stated above, many surfaces that are touched or played with constantly are cleaned on a daily basis. All of the other toy components are on a regular cleaning cycle, dependent on how often they are touched or placed in children's mouths. In addition, the "Yuck Bags" are hanging on the walls throughout the exhibits. We ask that if your child has placed a toy into his or her mouth, please drop the toy into the Yuck Bag - that way they're not in the exhibit waiting for another child to place it in their mouth, too! The contents of the Yuck Bags are cleaned on a daily basis.

## **Are hand sanitizers provided for your visitors?**

Because hand sanitizers are considered toxic and some children may be allergic to them, we do not provide hand sanitizer dispensers at the museum. The CDC recommends using hand sanitizer chemicals only when soap and water for hand washing are not available. Since there are hand washing sinks in all of the restrooms at the Museum, we think that the healthiest habit for everyone to get in to is hand washing!

## **Resources:**

Wisconsin Influenza Toolkit for Families:

<http://www.publichealthmdc.com/disease/swineflu/documents/WisconsinPandemicInfluenzaToolkitforFamiliesDHS.pdf>

Your local School District and Health Department can be a great resource for what's going on in your area.

Find your local Health Department website at:

<http://dhs.wisconsin.gov/LocalHealth/>

Find your local School District website at:

<http://dpi.wi.gov/schlsrch3.aspx>

Centers for Disease Control and Prevention:


<http://www.cdc.gov>

# Preventing the Flu:

## Everyday steps to protect your health

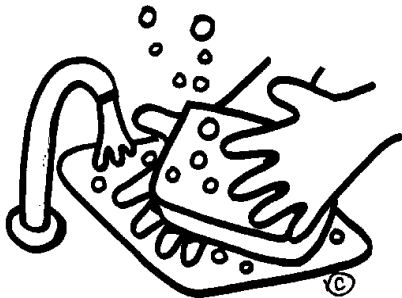
There are three main things that kids and adults can do to keep them from getting sick and stop the spread of germs:

### #1 : Cover your mouth and nose!



Cover your mouth and nose with a tissue or sleeve when coughing or sneezing.

### #2: wash those hands!



Use soap and water and scrub for at least 20 seconds.

### #3: Avoid touching your eyes, nose or mouth!



Germs are often spread when a person touches something that is contaminated with germs and then touches his or her eyes, nose, or mouth.

## **What is the Museum doing to help prevent the spread of flu?**

First, we're asking all visitors and staff to ***please stay home if they or their children are sick.*** If you have the flu, you should stay away from others as much as possible to keep from making them sick. The Centers for Disease Control and Prevention (CDC) recommends that you should wait at least 24 hours after a fever has passed before leaving the home. Secondly, we've stepped up our already rigorous cleaning schedule to include more frequent disinfection of commonly touched surfaces.

## **How often does the museum clean the exhibits?**

As stated above, many surfaces that are touched or played with constantly are cleaned on a daily basis. All of the other toy components are on a regular cleaning cycle, dependent on how often they are touched or placed in children's mouths. In addition, the "Yuck Bags" are hanging on the walls throughout the exhibits. We ask that if your child has placed a toy into his or her mouth, please drop the toy into the Yuck Bag - that way they're not in the exhibit waiting for another child to place it in their mouth, too! The contents of the Yuck Bags are cleaned on a daily basis.

## **Are hand sanitizers provided for your visitors?**

Because hand sanitizers are considered toxic and some children may be allergic to them, we do not provide hand sanitizer dispensers at the museum. The CDC recommends using hand sanitizer chemicals only when soap and water for hand washing are not available. Since there are hand washing sinks in all of the restrooms at the Museum, we think that the healthiest habit for everyone to get in to is hand washing!

## **Resources:**

Wisconsin Influenza Toolkit for Families:

<http://www.publichealthmdc.com/disease/swineflu/documents/WisconsinPandemicInfluenzaToolkitforFamiliesDHS.pdf>

Your local School District and Health Department can be a great resource for what's going on in your area.

Find your local Health Department website at:

<http://dhs.wisconsin.gov/LocalHealth/>

Find your local School District website at:

<http://dpi.wi.gov/schlsrch3.aspx>

Centers for Disease Control and Prevention:


<http://www.cdc.gov>

# Preventing the Flu:

## Everyday steps to protect your health

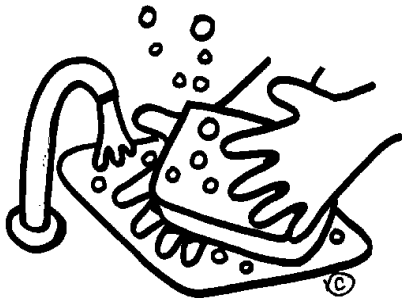
There are three main things that kids and adults can do to keep them from getting sick and stop the spread of germs:

### #1 : Cover your mouth and nose!



Cover your mouth and nose with a tissue or sleeve when coughing or sneezing.

### #2: wash those hands!



Use soap and water and scrub for at least 20 seconds.

### #3: Avoid touching your eyes, nose or mouth!



Germs are often spread when a person touches something that is contaminated with germs and then touches his or her eyes, nose, or mouth.

## **What is the Museum doing to help prevent the spread of flu?**

First, we're asking all visitors and staff to *please stay home if they or their children are sick*. If you have the flu, you should stay away from others as much as possible to keep from making them sick. The Centers for Disease Control and Prevention (CDC) recommends that you should wait at least 24 hours after a fever has passed before leaving the home. Secondly, we've stepped up our already rigorous cleaning schedule to include more frequent disinfection of commonly touched surfaces.

## **How often does the museum clean the exhibits?**

As stated above, many surfaces that are touched or played with constantly are cleaned on a daily basis. All of the other toy components are on a regular cleaning cycle, dependent on how often they are touched or placed in children's mouths. In addition, the "Yuck Bags" are hanging on the walls throughout the exhibits. We ask that if your child has placed a toy into his or her mouth, please drop the toy into the Yuck Bag - that way they're not in the exhibit waiting for another child to place it in their mouth, too! The contents of the Yuck Bags are cleaned on a daily basis.

## **Are hand sanitizers provided for your visitors?**

Because hand sanitizers are considered toxic and some children may be allergic to them, we do not provide hand sanitizer dispensers at the museum. The CDC recommends using hand sanitizer chemicals only when soap and water for hand washing are not available. Since there are hand washing sinks in all of the restrooms at the Museum, we think that the healthiest habit for everyone to get in to is hand washing!

## **Resources:**

Wisconsin Influenza Toolkit for Families:

<http://www.publichealthmdc.com/disease/swineflu/documents/WisconsinPandemicInfluenzaToolkitforFamiliesDHS.pdf>

Your local School District and Health Department can be a great resource for what's going on in your area.

Find your local Health Department website at:

<http://dhs.wisconsin.gov/LocalHealth/>

Find your local School District website at:

<http://dpi.wi.gov/schlsrch3.aspx>

Centers for Disease Control and Prevention:


<http://www.cdc.gov>

# Preventing the Flu:

## Everyday steps to protect your health

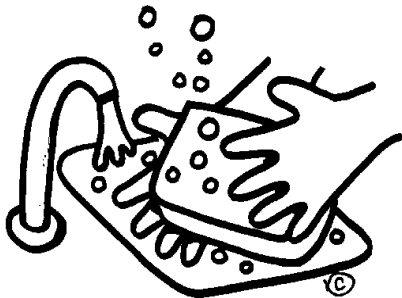
There are three main things that kids and adults can do to keep them from getting sick and stop the spread of germs:

### #1 : Cover your mouth and nose!



Cover your mouth and nose with a tissue or sleeve when coughing or sneezing.

### #2: wash those hands!



Use soap and water and scrub for at least 20 seconds.

### #3: Avoid touching your eyes, nose or mouth!



Germs are often spread when a person touches something that is contaminated with germs and then touches his or her eyes, nose, or mouth.

## **What is the Museum doing to help prevent the spread of flu?**

First, we're asking all visitors and staff to *please stay home if they or their children are sick*. If you have the flu, you should stay away from others as much as possible to keep from making them sick. The Centers for Disease Control and Prevention (CDC) recommends that you should wait at least 24 hours after a fever has passed before leaving the home. Secondly, we've stepped up our already rigorous cleaning schedule to include more frequent disinfection of commonly touched surfaces.

## **How often does the museum clean the exhibits?**

As stated above, many surfaces that are touched or played with constantly are cleaned on a daily basis. All of the other toy components are on a regular cleaning cycle, dependent on how often they are touched or placed in children's mouths. In addition, the "Yuck Bags" are hanging on the walls throughout the exhibits. We ask that if your child has placed a toy into his or her mouth, please drop the toy into the Yuck Bag - that way they're not in the exhibit waiting for another child to place it in their mouth, too! The contents of the Yuck Bags are cleaned on a daily basis.

## **Are hand sanitizers provided for your visitors?**

Because hand sanitizers are considered toxic and some children may be allergic to them, we do not provide hand sanitizer dispensers at the museum. The CDC recommends using hand sanitizer chemicals only when soap and water for hand washing are not available. Since there are hand washing sinks in all of the restrooms at the Museum, we think that the healthiest habit for everyone to get in to is hand washing!

## **Resources:**

Wisconsin Influenza Toolkit for Families:

<http://www.publichealthmdc.com/disease/swineflu/documents/WisconsinPandemicInfluenzaToolkitforFamiliesDHS.pdf>

Your local School District and Health Department can be a great resource for what's going on in your area.

Find your local Health Department website at:

<http://dhs.wisconsin.gov/LocalHealth/>

Find your local School District website at:

<http://dpi.wi.gov/schlsrch3.aspx>

Centers for Disease Control and Prevention:


<http://www.cdc.gov>

# Preventing the Flu:

## Everyday steps to protect your health

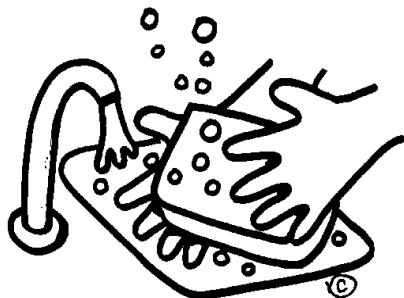
There are three main things that kids and adults can do to keep them from getting sick and stop the spread of germs:

### #1 : Cover your mouth and nose!



Cover your mouth and nose with a tissue or sleeve when coughing or sneezing.

### #2: wash those hands!



Use soap and water and scrub for at least 20 seconds.

### #3: Avoid touching your eyes, nose or mouth!



Germs are often spread when a person touches something that is contaminated with germs and then touches his or her eyes, nose, or mouth.

## **What is the Museum doing to help prevent the spread of flu?**

First, we're asking all visitors and staff to *please stay home if they or their children are sick*. If you have the flu, you should stay away from others as much as possible to keep from making them sick. The Centers for Disease Control and Prevention (CDC) recommends that you should wait at least 24 hours after a fever has passed before leaving the home. Secondly, we've stepped up our already rigorous cleaning schedule to include more frequent disinfection of commonly touched surfaces.

## **How often does the museum clean the exhibits?**

As stated above, many surfaces that are touched or played with constantly are cleaned on a daily basis. All of the other toy components are on a regular cleaning cycle, dependent on how often they are touched or placed in children's mouths. In addition, the "Yuck Bags" are hanging on the walls throughout the exhibits. We ask that if your child has placed a toy into his or her mouth, please drop the toy into the Yuck Bag - that way they're not in the exhibit waiting for another child to place it in their mouth, too! The contents of the Yuck Bags are cleaned on a daily basis.

## **Are hand sanitizers provided for your visitors?**

Because hand sanitizers are considered toxic and some children may be allergic to them, we do not provide hand sanitizer dispensers at the museum. The CDC recommends using hand sanitizer chemicals only when soap and water for hand washing are not available. Since there are hand washing sinks in all of the restrooms at the Museum, we think that the healthiest habit for everyone to get in to is hand washing!

## **Resources:**

Wisconsin Influenza Toolkit for Families:

<http://www.publichealthmdc.com/disease/swineflu/documents/WisconsinPandemicInfluenzaToolkitforFamiliesDHS.pdf>

Your local School District and Health Department can be a great resource for what's going on in your area.

Find your local Health Department website at:

<http://dhs.wisconsin.gov/LocalHealth/>

Find your local School District website at:

<http://dpi.wi.gov/schlsrch3.aspx>

Centers for Disease Control and Prevention:


<http://www.cdc.gov>

# Preventing the Flu:

## Everyday steps to protect your health

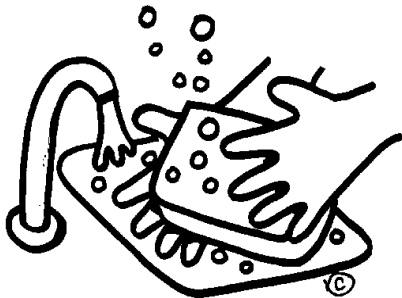
There are three main things that kids and adults can do to keep them from getting sick and stop the spread of germs:

### #1 : Cover your mouth and nose!



Cover your mouth and nose with a tissue or sleeve when coughing or sneezing.

### #2: wash those hands!



Use soap and water and scrub for at least 20 seconds.

### #3: Avoid touching your eyes, nose or mouth!



Germs are often spread when a person touches something that is contaminated with germs and then touches his or her eyes, nose, or mouth.

## **What is the Museum doing to help prevent the spread of flu?**

First, we're asking all visitors and staff to ***please stay home if they or their children are sick.*** If you have the flu, you should stay away from others as much as possible to keep from making them sick. The Centers for Disease Control and Prevention (CDC) recommends that you should wait at least 24 hours after a fever has passed before leaving the home. Secondly, we've stepped up our already rigorous cleaning schedule to include more frequent disinfection of commonly touched surfaces.

## **How often does the museum clean the exhibits?**

As stated above, many surfaces that are touched or played with constantly are cleaned on a daily basis. All of the other toy components are on a regular cleaning cycle, dependent on how often they are touched or placed in children's mouths. In addition, the "Yuck Bags" are hanging on the walls throughout the exhibits. We ask that if your child has placed a toy into his or her mouth, please drop the toy into the Yuck Bag - that way they're not in the exhibit waiting for another child to place it in their mouth, too! The contents of the Yuck Bags are cleaned on a daily basis.

## **Are hand sanitizers provided for your visitors?**

Because hand sanitizers are considered toxic and some children may be allergic to them, we do not provide hand sanitizer dispensers at the museum. The CDC recommends using hand sanitizer chemicals only when soap and water for hand washing are not available. Since there are hand washing sinks in all of the restrooms at the Museum, we think that the healthiest habit for everyone to get in to is hand washing!

## **Resources:**

Wisconsin Influenza Toolkit for Families:

<http://www.publichealthmdc.com/disease/swineflu/documents/WisconsinPandemicInfluenzaToolkitforFamiliesDHS.pdf>

Your local School District and Health Department can be a great resource for what's going on in your area.

Find your local Health Department website at:

<http://dhs.wisconsin.gov/LocalHealth/>

Find your local School District website at:

<http://dpi.wi.gov/schlsrch3.aspx>

Centers for Disease Control and Prevention:


<http://www.cdc.gov>

# Preventing the Flu:

## Everyday steps to protect your health

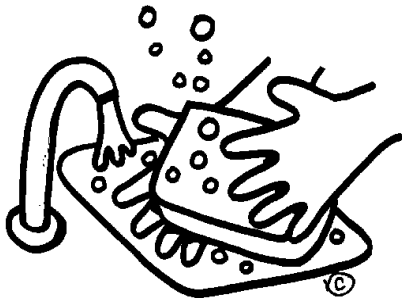
There are three main things that kids and adults can do to keep them from getting sick and stop the spread of germs:

### #1 : Cover your mouth and nose!



Cover your mouth and nose with a tissue or sleeve when coughing or sneezing.

### #2: wash those hands!



Use soap and water and scrub for at least 20 seconds.

### #3: Avoid touching your eyes, nose or mouth!



Germs are often spread when a person touches something that is contaminated with germs and then touches his or her eyes, nose, or mouth.

## **What is the Museum doing to help prevent the spread of flu?**

First, we're asking all visitors and staff to *please stay home if they or their children are sick*. If you have the flu, you should stay away from others as much as possible to keep from making them sick. The Centers for Disease Control and Prevention (CDC) recommends that you should wait at least 24 hours after a fever has passed before leaving the home. Secondly, we've stepped up our already rigorous cleaning schedule to include more frequent disinfection of commonly touched surfaces.

## **How often does the museum clean the exhibits?**

As stated above, many surfaces that are touched or played with constantly are cleaned on a daily basis. All of the other toy components are on a regular cleaning cycle, dependent on how often they are touched or placed in children's mouths. In addition, the "Yuck Bags" are hanging on the walls throughout the exhibits. We ask that if your child has placed a toy into his or her mouth, please drop the toy into the Yuck Bag - that way they're not in the exhibit waiting for another child to place it in their mouth, too! The contents of the Yuck Bags are cleaned on a daily basis.

## **Are hand sanitizers provided for your visitors?**

Because hand sanitizers are considered toxic and some children may be allergic to them, we do not provide hand sanitizer dispensers at the museum. The CDC recommends using hand sanitizer chemicals only when soap and water for hand washing are not available. Since there are hand washing sinks in all of the restrooms at the Museum, we think that the healthiest habit for everyone to get in to is hand washing!

## **Resources:**

Wisconsin Influenza Toolkit for Families:

<http://www.publichealthmdc.com/disease/swineflu/documents/WisconsinPandemicInfluenzaToolkitforFamiliesDHS.pdf>

Your local School District and Health Department can be a great resource for what's going on in your area.

Find your local Health Department website at:

<http://dhs.wisconsin.gov/LocalHealth/>

Find your local School District website at:

<http://dpi.wi.gov/schlsrch3.aspx>

Centers for Disease Control and Prevention:


<http://www.cdc.gov>

# Preventing the Flu:

## Everyday steps to protect your health

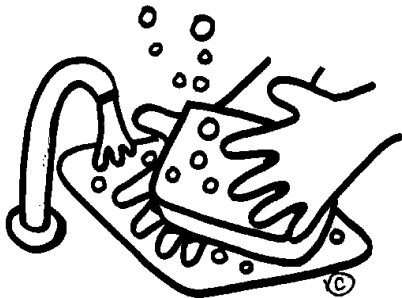
There are three main things that kids and adults can do to keep them from getting sick and stop the spread of germs:

### #1 : Cover your mouth and nose!



Cover your mouth and nose with a tissue or sleeve when coughing or sneezing.

### #2: wash those hands!



Use soap and water and scrub for at least 20 seconds.

### #3: Avoid touching your eyes, nose or mouth!



Germs are often spread when a person touches something that is contaminated with germs and then touches his or her eyes, nose, or mouth.

## **What is the Museum doing to help prevent the spread of flu?**

First, we're asking all visitors and staff to *please stay home if they or their children are sick*. If you have the flu, you should stay away from others as much as possible to keep from making them sick. The Centers for Disease Control and Prevention (CDC) recommends that you should wait at least 24 hours after a fever has passed before leaving the home. Secondly, we've stepped up our already rigorous cleaning schedule to include more frequent disinfection of commonly touched surfaces.

## **How often does the museum clean the exhibits?**

As stated above, many surfaces that are touched or played with constantly are cleaned on a daily basis. All of the other toy components are on a regular cleaning cycle, dependent on how often they are touched or placed in children's mouths. In addition, the "Yuck Bags" are hanging on the walls throughout the exhibits. We ask that if your child has placed a toy into his or her mouth, please drop the toy into the Yuck Bag - that way they're not in the exhibit waiting for another child to place it in their mouth, too! The contents of the Yuck Bags are cleaned on a daily basis.

## **Are hand sanitizers provided for your visitors?**

Because hand sanitizers are considered toxic and some children may be allergic to them, we do not provide hand sanitizer dispensers at the museum. The CDC recommends using hand sanitizer chemicals only when soap and water for hand washing are not available. Since there are hand washing sinks in all of the restrooms at the Museum, we think that the healthiest habit for everyone to get in to is hand washing!

## **Resources:**

Wisconsin Influenza Toolkit for Families:

<http://www.publichealthmdc.com/disease/swineflu/documents/WisconsinPandemicInfluenzaToolkitforFamiliesDHS.pdf>

Your local School District and Health Department can be a great resource for what's going on in your area.

Find your local Health Department website at:

<http://dhs.wisconsin.gov/LocalHealth/>

Find your local School District website at:

<http://dpi.wi.gov/schlsrch3.aspx>

Centers for Disease Control and Prevention:


<http://www.cdc.gov>

# Preventing the Flu:

## Everyday steps to protect your health

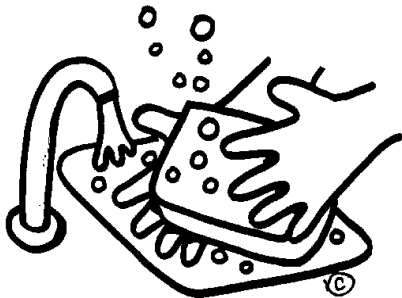
There are three main things that kids and adults can do to keep them from getting sick and stop the spread of germs:

### #1 : Cover your mouth and nose!



Cover your mouth and nose with a tissue or sleeve when coughing or sneezing.

### #2: wash those hands!



Use soap and water and scrub for at least 20 seconds.

### #3: Avoid touching your eyes, nose or mouth!



Germs are often spread when a person touches something that is contaminated with germs and then touches his or her eyes, nose, or mouth.

## **What is the Museum doing to help prevent the spread of flu?**

First, we're asking all visitors and staff to ***please stay home if they or their children are sick.*** If you have the flu, you should stay away from others as much as possible to keep from making them sick. The Centers for Disease Control and Prevention (CDC) recommends that you should wait at least 24 hours after a fever has passed before leaving the home. Secondly, we've stepped up our already rigorous cleaning schedule to include more frequent disinfection of commonly touched surfaces.

## **How often does the museum clean the exhibits?**

As stated above, many surfaces that are touched or played with constantly are cleaned on a daily basis. All of the other toy components are on a regular cleaning cycle, dependent on how often they are touched or placed in children's mouths. In addition, the "Yuck Bags" are hanging on the walls throughout the exhibits. We ask that if your child has placed a toy into his or her mouth, please drop the toy into the Yuck Bag - that way they're not in the exhibit waiting for another child to place it in their mouth, too! The contents of the Yuck Bags are cleaned on a daily basis.

## **Are hand sanitizers provided for your visitors?**

Because hand sanitizers are considered toxic and some children may be allergic to them, we do not provide hand sanitizer dispensers at the museum. The CDC recommends using hand sanitizer chemicals only when soap and water for hand washing are not available. Since there are hand washing sinks in all of the restrooms at the Museum, we think that the healthiest habit for everyone to get in to is hand washing!

## **Resources:**

Wisconsin Influenza Toolkit for Families:

<http://www.publichealthmdc.com/disease/swineflu/documents/WisconsinPandemicInfluenzaToolkitforFamiliesDHS.pdf>

Your local School District and Health Department can be a great resource for what's going on in your area.

Find your local Health Department website at:

<http://dhs.wisconsin.gov/LocalHealth/>

Find your local School District website at:

<http://dpi.wi.gov/schlsrch3.aspx>

Centers for Disease Control and Prevention:


<http://www.cdc.gov>

# Preventing the Flu:

## Everyday steps to protect your health

There are three main things that kids and adults can do to keep them from getting sick and stop the spread of germs:

### #1 : Cover your mouth and nose!



Cover your mouth and nose with a tissue or sleeve when coughing or sneezing.

### #2: wash those hands!



Use soap and water and scrub for at least 20 seconds.

### #3: Avoid touching your eyes, nose or mouth!



Germs are often spread when a person touches something that is contaminated with germs and then touches his or her eyes, nose, or mouth.

## **What is the Museum doing to help prevent the spread of flu?**

First, we're asking all visitors and staff to *please stay home if they or their children are sick*. If you have the flu, you should stay away from others as much as possible to keep from making them sick. The Centers for Disease Control and Prevention (CDC) recommends that you should wait at least 24 hours after a fever has passed before leaving the home. Secondly, we've stepped up our already rigorous cleaning schedule to include more frequent disinfection of commonly touched surfaces.

## **How often does the museum clean the exhibits?**

As stated above, many surfaces that are touched or played with constantly are cleaned on a daily basis. All of the other toy components are on a regular cleaning cycle, dependent on how often they are touched or placed in children's mouths. In addition, the "Yuck Bags" are hanging on the walls throughout the exhibits. We ask that if your child has placed a toy into his or her mouth, please drop the toy into the Yuck Bag - that way they're not in the exhibit waiting for another child to place it in their mouth, too! The contents of the Yuck Bags are cleaned on a daily basis.

## **Are hand sanitizers provided for your visitors?**

Because hand sanitizers are considered toxic and some children may be allergic to them, we do not provide hand sanitizer dispensers at the museum. The CDC recommends using hand sanitizer chemicals only when soap and water for hand washing are not available. Since there are hand washing sinks in all of the restrooms at the Museum, we think that the healthiest habit for everyone to get in to is hand washing!

## **Resources:**

Wisconsin Influenza Toolkit for Families:

<http://www.publichealthmdc.com/disease/swineflu/documents/WisconsinPandemicInfluenzaToolkitforFamiliesDHS.pdf>

Your local School District and Health Department can be a great resource for what's going on in your area.

Find your local Health Department website at:

<http://dhs.wisconsin.gov/LocalHealth/>

Find your local School District website at:

<http://dpi.wi.gov/schlsrch3.aspx>

Centers for Disease Control and Prevention:


<http://www.cdc.gov>

# Preventing the Flu:

## Everyday steps to protect your health

There are three main things that kids and adults can do to keep them from getting sick and stop the spread of germs:

### #1 : Cover your mouth and nose!



Cover your mouth and nose with a tissue or sleeve when coughing or sneezing.

### #2: wash those hands!



Use soap and water and scrub for at least 20 seconds.

### #3: Avoid touching your eyes, nose or mouth!



Germs are often spread when a person touches something that is contaminated with germs and then touches his or her eyes, nose, or mouth.

## **What is the Museum doing to help prevent the spread of flu?**

First, we're asking all visitors and staff to ***please stay home if they or their children are sick.*** If you have the flu, you should stay away from others as much as possible to keep from making them sick. The Centers for Disease Control and Prevention (CDC) recommends that you should wait at least 24 hours after a fever has passed before leaving the home. Secondly, we've stepped up our already rigorous cleaning schedule to include more frequent disinfection of commonly touched surfaces.

## **How often does the museum clean the exhibits?**

As stated above, many surfaces that are touched or played with constantly are cleaned on a daily basis. All of the other toy components are on a regular cleaning cycle, dependent on how often they are touched or placed in children's mouths. In addition, the "Yuck Bags" are hanging on the walls throughout the exhibits. We ask that if your child has placed a toy into his or her mouth, please drop the toy into the Yuck Bag - that way they're not in the exhibit waiting for another child to place it in their mouth, too! The contents of the Yuck Bags are cleaned on a daily basis.

## **Are hand sanitizers provided for your visitors?**

Because hand sanitizers are considered toxic and some children may be allergic to them, we do not provide hand sanitizer dispensers at the museum. The CDC recommends using hand sanitizer chemicals only when soap and water for hand washing are not available. Since there are hand washing sinks in all of the restrooms at the Museum, we think that the healthiest habit for everyone to get in to is hand washing!

## **Resources:**

Wisconsin Influenza Toolkit for Families:

<http://www.publichealthmdc.com/disease/swineflu/documents/WisconsinPandemicInfluenzaToolkitforFamiliesDHS.pdf>

Your local School District and Health Department can be a great resource for what's going on in your area.

Find your local Health Department website at:

<http://dhs.wisconsin.gov/LocalHealth/>

Find your local School District website at:

<http://dpi.wi.gov/schlsrch3.aspx>

Centers for Disease Control and Prevention:


<http://www.cdc.gov>

# Preventing the Flu:

## Everyday steps to protect your health

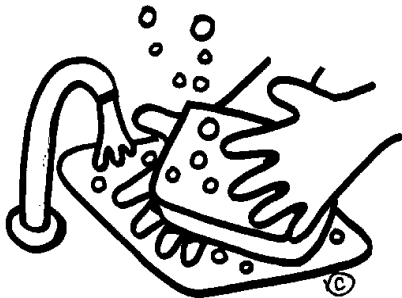
There are three main things that kids and adults can do to keep them from getting sick and stop the spread of germs:

### #1 : Cover your mouth and nose!



Cover your mouth and nose with a tissue or sleeve when coughing or sneezing.

### #2: wash those hands!



Use soap and water and scrub for at least 20 seconds.

### #3: Avoid touching your eyes, nose or mouth!



Germs are often spread when a person touches something that is contaminated with germs and then touches his or her eyes, nose, or mouth.

## **What is the Museum doing to help prevent the spread of flu?**

First, we're asking all visitors and staff to *please stay home if they or their children are sick*. If you have the flu, you should stay away from others as much as possible to keep from making them sick. The Centers for Disease Control and Prevention (CDC) recommends that you should wait at least 24 hours after a fever has passed before leaving the home. Secondly, we've stepped up our already rigorous cleaning schedule to include more frequent disinfection of commonly touched surfaces.

## **How often does the museum clean the exhibits?**

As stated above, many surfaces that are touched or played with constantly are cleaned on a daily basis. All of the other toy components are on a regular cleaning cycle, dependent on how often they are touched or placed in children's mouths. In addition, the "Yuck Bags" are hanging on the walls throughout the exhibits. We ask that if your child has placed a toy into his or her mouth, please drop the toy into the Yuck Bag - that way they're not in the exhibit waiting for another child to place it in their mouth, too! The contents of the Yuck Bags are cleaned on a daily basis.

## **Are hand sanitizers provided for your visitors?**

Because hand sanitizers are considered toxic and some children may be allergic to them, we do not provide hand sanitizer dispensers at the museum. The CDC recommends using hand sanitizer chemicals only when soap and water for hand washing are not available. Since there are hand washing sinks in all of the restrooms at the Museum, we think that the healthiest habit for everyone to get in to is hand washing!

## **Resources:**

Wisconsin Influenza Toolkit for Families:

<http://www.publichealthmdc.com/disease/swineflu/documents/WisconsinPandemicInfluenzaToolkitforFamiliesDHS.pdf>

Your local School District and Health Department can be a great resource for what's going on in your area.

Find your local Health Department website at:

<http://dhs.wisconsin.gov/LocalHealth/>

Find your local School District website at:

<http://dpi.wi.gov/schlsrch3.aspx>

Centers for Disease Control and Prevention:

<http://www.cdc.gov>